



### District Report Card: 2017


<b>State:</b> Jammu And Kashmir	<b>District:</b> Kargil
<b>Class:</b> 3	<b>Subject:</b> Mathematics
<b>Schools:</b> 26	<b>Students:</b> 157


### Participation/Coverage


#### Students

<div>GENDER</div> <div></div>	Boys				Girls			
	Number		%		Number		%	
	59		37.58		98		62.42	

<div>AREA</div> <div></div>	Rural				Urban			
	Number		%		Number		%	
	151		96.18		6		3.82	

<div>CATEGORY</div> <div></div>	SC		ST		OBC		GEN	
	Number	%	Number	%	Number	%	Number	%
	0	0.00	157	100.00	0	0.00	0	0.00

<div>CWSN</div> <div></div>	LD	VI	HI	S&LD	ID	Oth
	0	2	0	0	1	0

<div>Management</div> <div></div>	Government			Government-aided		
	Number		%	Number		%
	157		100.00	0		0.00

### Average Performance of Students in Mathematics (%)

Overall	Gender		Area		Management		Social Group			
	Male	Female	Rural	Urban	Govt.	Aided	SC	ST	OBC	GEN
60.17	57.97	61.50	58.90	92.22	60.17	0.00	0.00	60.17	0.00	0.00

## Performance on Learning Outcomes (LOs)

Learning Outcomes	Description	Average Performance(%)
M301	Reads and writes numbers up to 999 using place value	58.23
M302	Compares numbers up to 999 based on their place values	72.61
M303	Solves simple daily life problems using addition and subtraction of three digit numbers with and without regrouping	55.47
M304	Constructs and uses the multiplication facts (up till 10) in daily life situations	61.15
M305	Analyses and applies an appropriate number operation in the situation/ context	57.32
M306	Explains the meaning of division facts by equal grouping/sharing and finds it by repeated subtraction	53.50
M309	Identifies and makes 2D-shapes by paper folding, paper cutting on the dot grid, using straight lines etc.	78.72
M311	Fills a given region leaving no gaps using a tile of a given shape	51.90
M312	Estimates and measures length and distance using standard units like centimeters or meters & identifies relationships	24.36
M317	Reads the time correctly to the hour using a clock/watch	70.70
M318	Extends patterns in simple shapes and numbers	48.88
M319	Records data using tally marks, represents pictorially and draws conclusions	75.16

Range of Performance of Students who Answered Correctly							
Below 30%		30% - 50%		50% - 75%		Above 75%	
Number	%	Number	%	Number	%	Number	%
24	15.29	30	19.11	55	35.03	48	30.57

## Lowest Performing Learning Outcomes (LOs)

- 1 - Estimates and measures length and distance using standard units like centimeters or meters & identifies relationships (24.36)
- 2 - Extends patterns in simple shapes and numbers (48.88)
- 3 - Fills a given region leaving no gaps using a tile of a given shape (51.90)
- 4 - Explains the meaning of division facts by equal grouping/sharing and finds it by repeated subtraction (53.50)
- 5 - Solves simple daily life problems using addition and subtraction of three digit numbers with and without regrouping (55.47)